

Closing the Loop

Watson Memorial Library

Identify SLOs,
Assessments
& Rubrics

Information Literacy

Map
activities
across
program

Interact, get
artifacts, do
assessments
(rubric-based)

Sep 15 –May 16



6. The instructors were very knowledgeable about Information Literacy and Library services?

- a. Strongly agree**
- b. Agree**
- c. Neither agree or disagree**
- d. Disagree**
- e. Strongly disagree**

11. Today's instructional materials were understandable?

- a. Strongly disagree**
- b. Disagree**
- c. Neutral**
- d. Agree**
- e. Strongly agree**

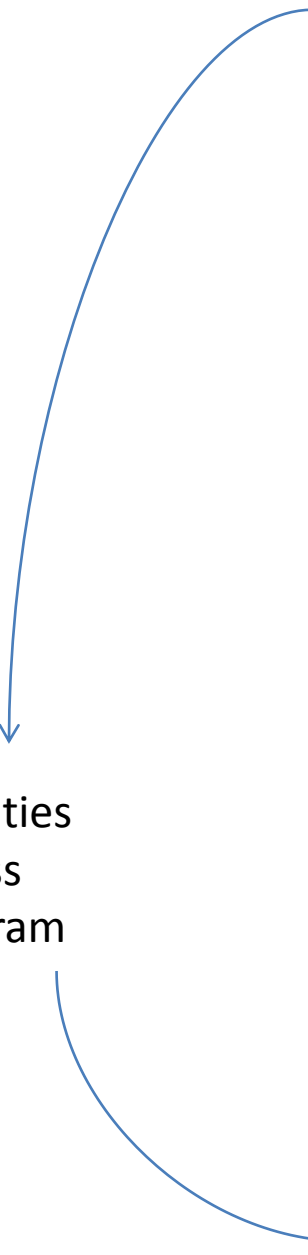
Identify SLOs,
Assessments
& Rubrics


Map
activities
across
program

Interact, get
artifacts, do
assessments
(rubric-based)

Summarize,
analyze &
interpret data

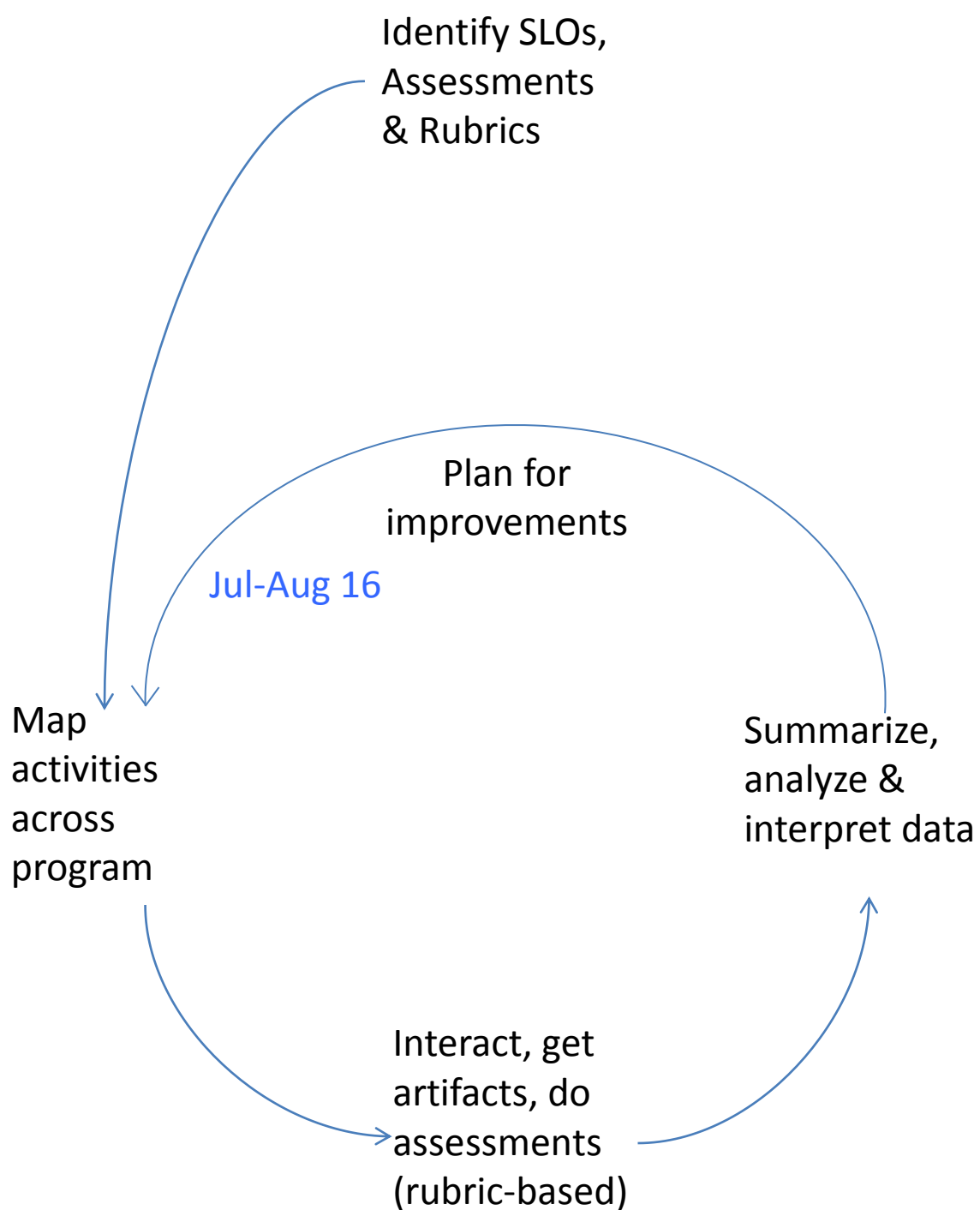
May-Jun 16





Appendix 2. Assessment in Co-Curricular Units

Co-Curricular Area or Program	What should students gain from your service?	What did the assessment show?	What will be done to improve the outcome?
Watson Memorial Library	Students will gain an understanding of research resources available through the Watson Memorial Library	More than 90% of respondents <u>felt the information provided was useful</u> and 100% of respondents <u>said they would recommend the Virtual Library Tour to others</u>	



Appendix 2. Assessment in Co-Curricular Units


Co-Curricular Area or Program	What should students gain from your service?	What did the assessment show?	What will be done to improve the outcome?
Watson Memorial Library	Students will gain an understanding of research resources available through the Watson Memorial Library	More than 90% of respondents felt the information provided was useful and 100% of respondents said they would recommend the Virtual Library Tour to others	Create a Virtual Library Tour for Instructors similar to the Tour for students. Work with instructors to identify research resource needs for specific projects assigned by the instructors. Implement subject specific guides (LibGuides) to library research resources. <u>Continue the library marketing plan for the Library Liaison and Information Literacy</u> programs. <u>Write grants to enhance library funding for resources and outreach.</u> <u>Continue to solicit feedback from the UAPB Library Committee and the Title III evaluator.</u>

Identify SLOs,
Assessments
& Rubrics

Map
activities
across
program

Interact, get
artifacts, do
assessments
(rubric-based)

Sep 16 – May 17



6. The instructors were very knowledgeable about Information Literacy and Library services?

- a. Strongly agree**
- b. Agree**
- c. Neither agree or disagree**
- d. Disagree**
- e. Strongly disagree**

11. Today's instructional materials were understandable?

- a. Strongly disagree**
- b. Disagree**
- c. Neutral**
- d. Agree**
- e. Strongly agree**

7. If you find a very good article on your topic, what is the most efficient source for finding related articles?

- a. Bibliography from the article**
- b. Library Catalog search**
- c. Other volumes of the journal**
- d. LionSearch database search**
- e. Not sure**

10. What area of the Library's website provides a list of databases for different student majors?

- a. Academic Affairs**
- b. E-journals**
- c. LionSearch**
- d. Online Tutorials**
- e. Not sure**

Identify SLOs,
Assessments
& Rubrics

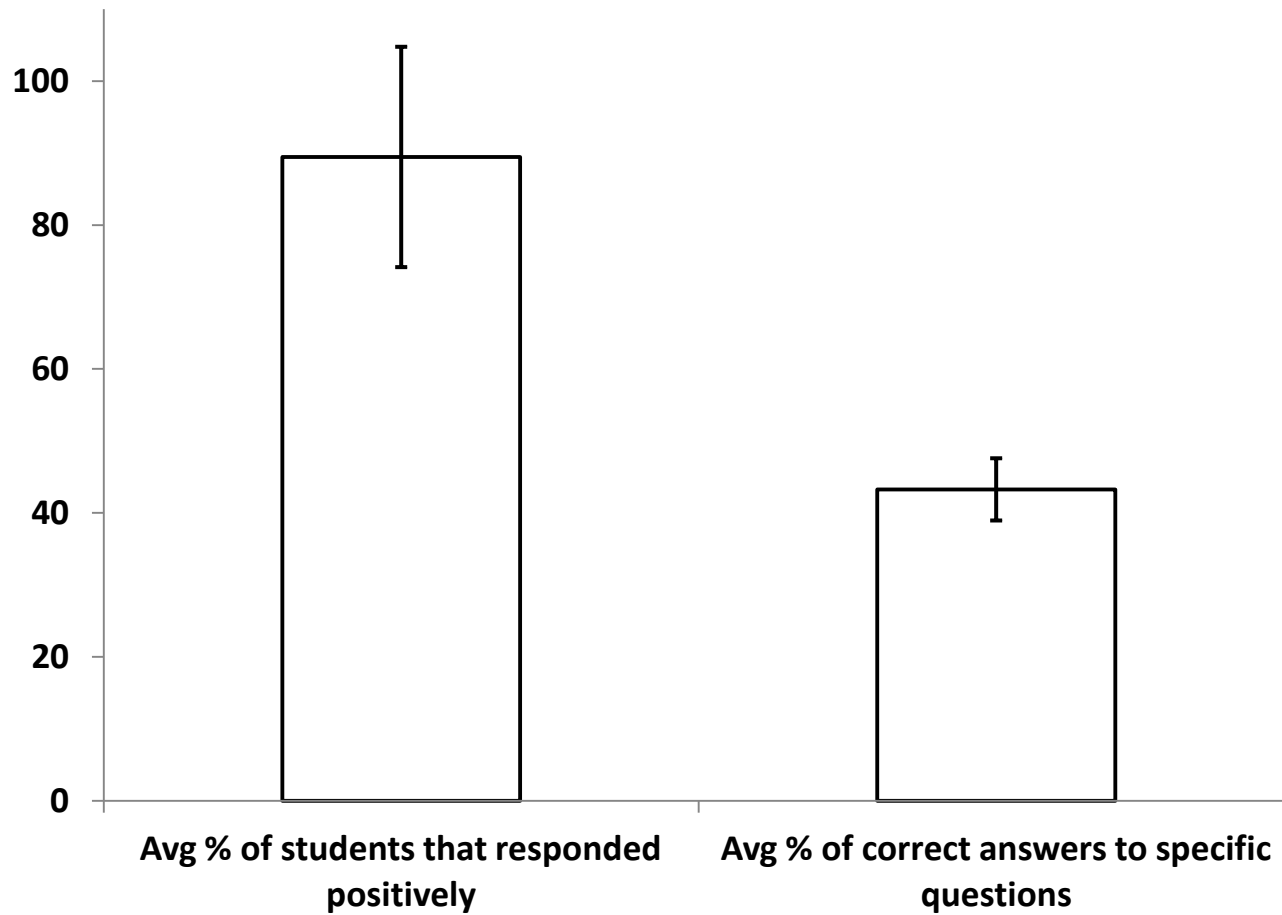
Map
activities
across
program

Interact, get
artifacts, do
assessments
(rubric-based)

Summarize,
analyze &
interpret data

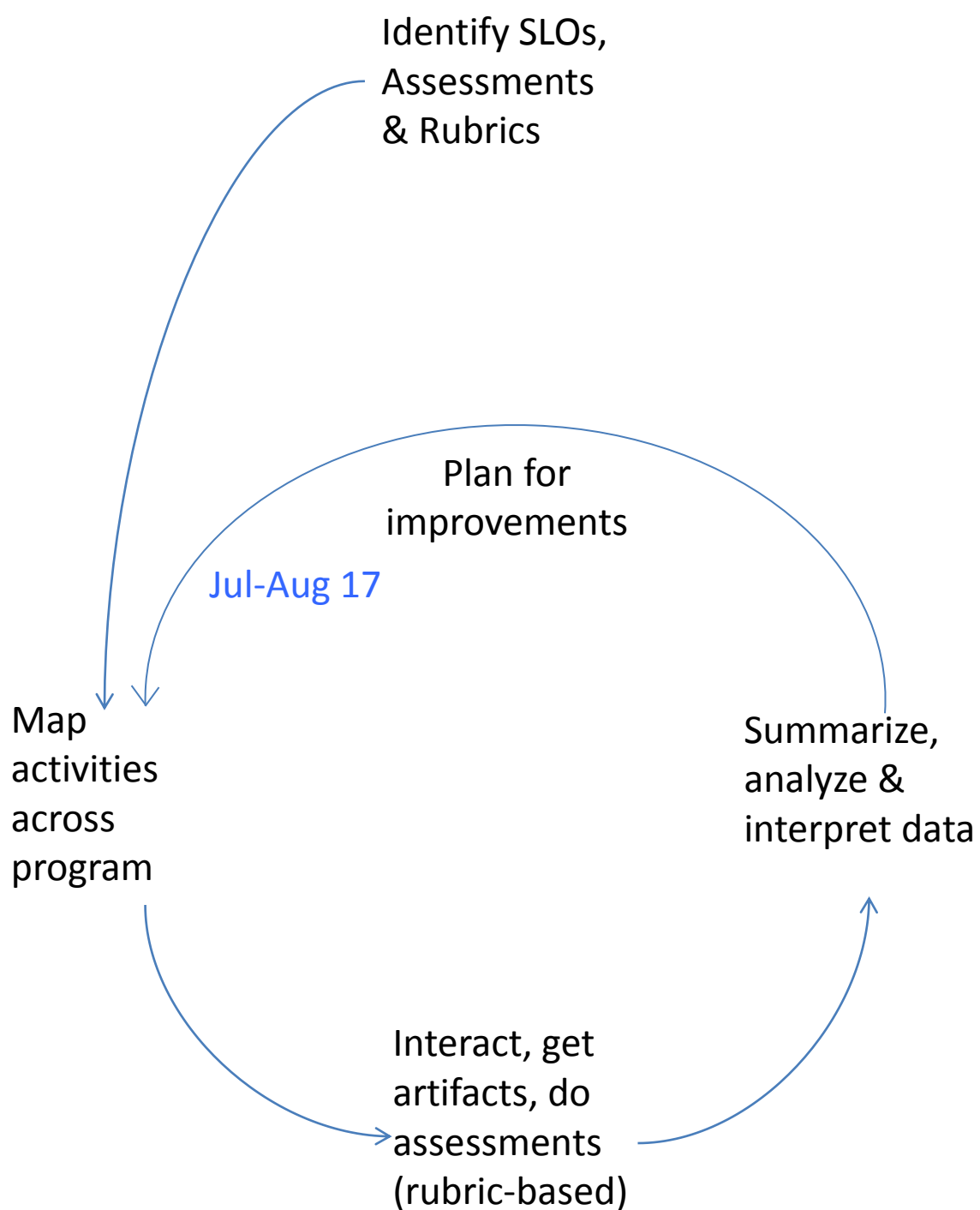
May-Jun 17



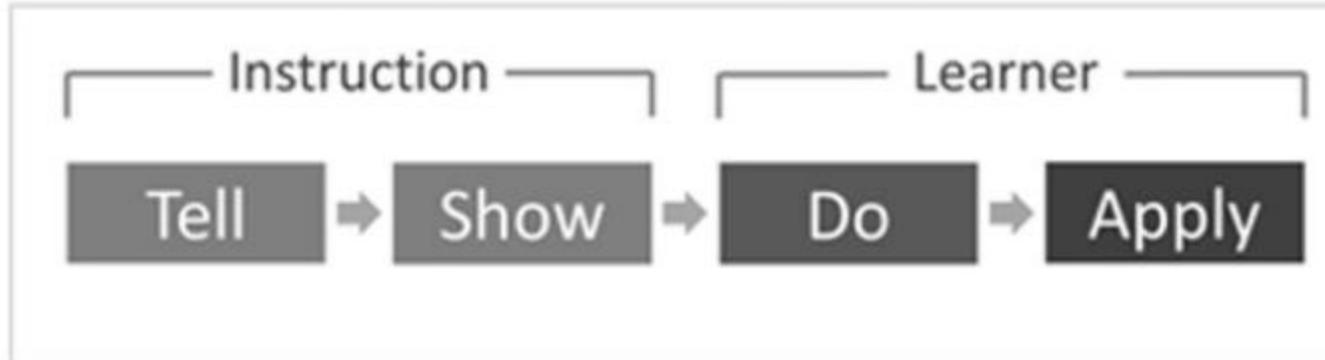


Appendix 2. Assessment in Co-Curricular Units

Co-Curricular Area or Program	What should students gain from your service?	What did the assessment show?	What will be done to improve the outcome?
Watson Memorial Library	Students will gain an understanding of research resources available in through the Watson Memorial Library	The majority of college students surveyed were freshman, with some previous library instruction, who spend 1-4 hours per week in a library (Q01-Q03). <u>On average, 43% of college students answered content specific questions correctly (Q04, Q07, Q09, & Q10). On average, 89% of college students responded positively regarding the quality of instruction (Q05, Q06, & Q11).</u> Only 5% of college students preferred online instruction only (Q08) and 91% of college students would recommend the session to others.	



THE FOUR BASIC STRATEGIES FOR CREATING EXCELLENT INSTRUCTION



Appendix 2. Assessment in Co-Curricular Units

Co-Curricular Area or Program	What should students gain from your service?	What did the assessment show?	What will be done to improve the outcome?
Watson Memorial Library	Students will gain an understanding of research resources available in through the Watson Memorial Library	The majority of college students surveyed were freshman, with some previous library instruction, who spend 1-4 hours per week in a library (Q01-Q03). On average, 43% of college students answered content specific questions correctly (Q04, Q07, Q09, & Q10). On average, 89% of college students responded positively regarding the quality of instruction (Q05, Q06, & Q11). Only 5% of college students preferred online instruction only (Q08) and 91% of college students would recommend the session to others.	The library will conduct <u>hands-on bibliographic instruction training</u> with students to enhance their research skills. In addition to improving the student learning outcome the implementation of Libguides online platform to support and identified co-curricular research needs of the students, faculty and academic programs. Libguides integrate a diverse range of information sources and instructional support materials in an organized manner that works for students and makes it easier for them to navigate the broad range of resources.

Identify SLOs,
Assessments
& Rubrics

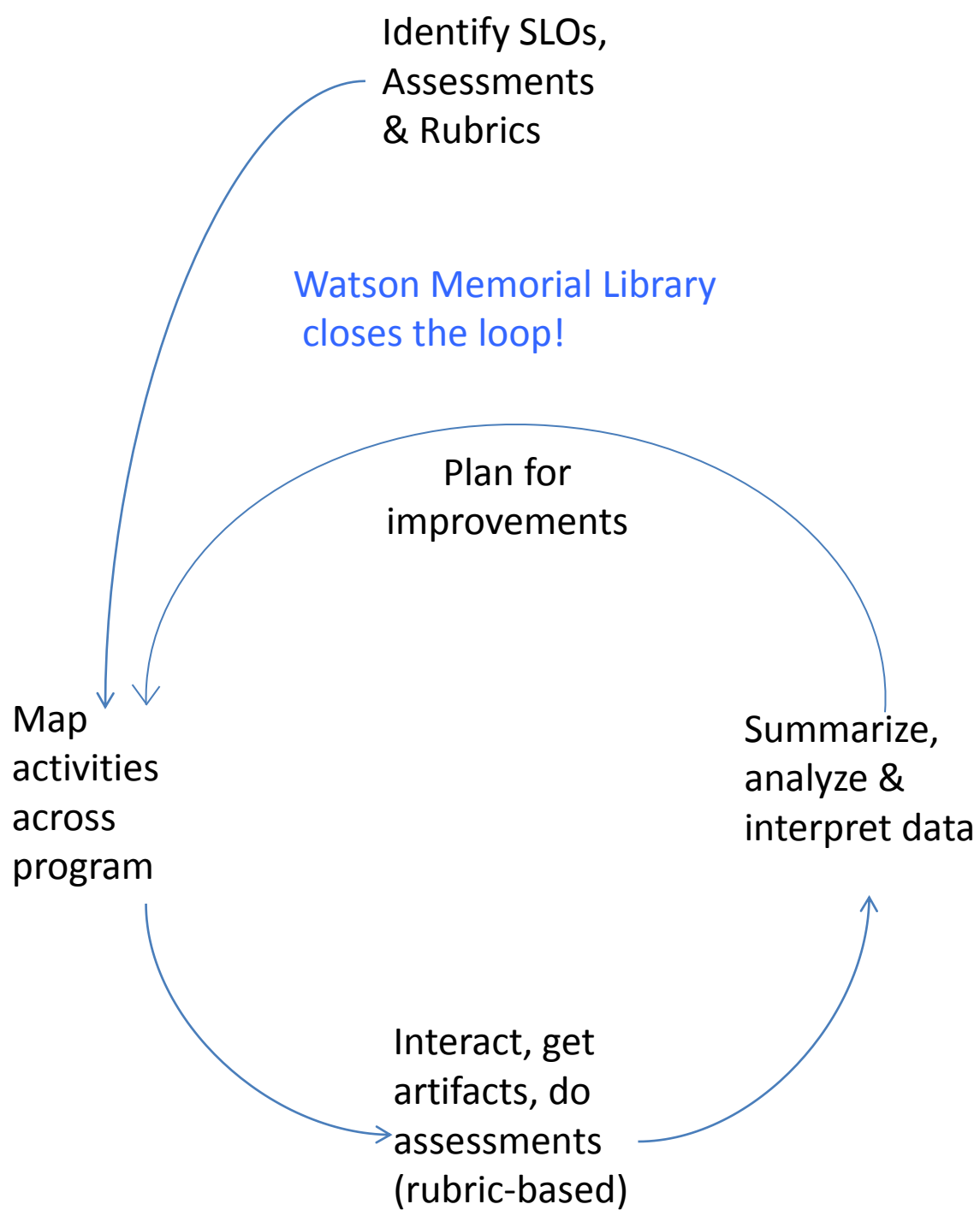
Watson Memorial Library
closes the loop!

Plan for
improvements

Map
activities
across
program

Summarize,
analyze &
interpret data

Interact, get
artifacts, do
assessments
(rubric-based)



Closing the Loop

HPER


Identify SLOs,
Assessments
& Rubrics

Discipline-specific KSCs tested
with senior comp exam

Map
activities
across
program

Interact, get
artifacts, do
assessments
(rubric-based)

Sep 15-May 16



Identify SLOs,
Rubrics &
Assessments

Map
activities
across
programs

Interact, get
artifacts, do
assessments
(rubric-based)

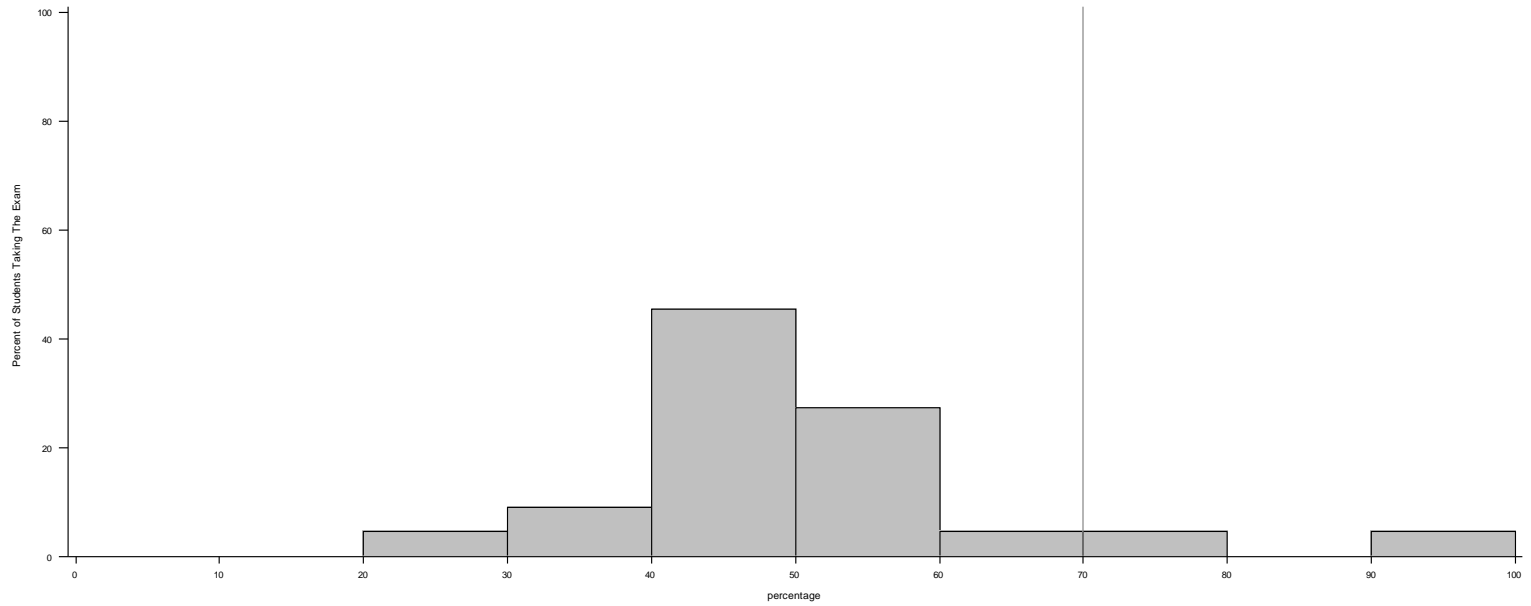
Summarize &
interpret data

May-Jun 16



Overall Percentages on Senior Comp Exam

ay=1516AY



----- ay=1516AY -----

The MEANS Procedure

Variable	N	Mean	Std Dev	Minimum	Maximum
percentage	22	50.7070707	14.2355487	25.5555556	93.3333333
Plan_Instruction	22	58.3003953	17.4253854	17.3913043	95.6521739
Collaboration_Reflection	22	45.7070707	16.4386357	22.2222222	100.0000000
Content_Knowledge	22	42.8571429	18.5085277	21.4285714	96.4285714
Motivation_Communication	22	57.1428571	15.8275994	33.3333333	85.7142857

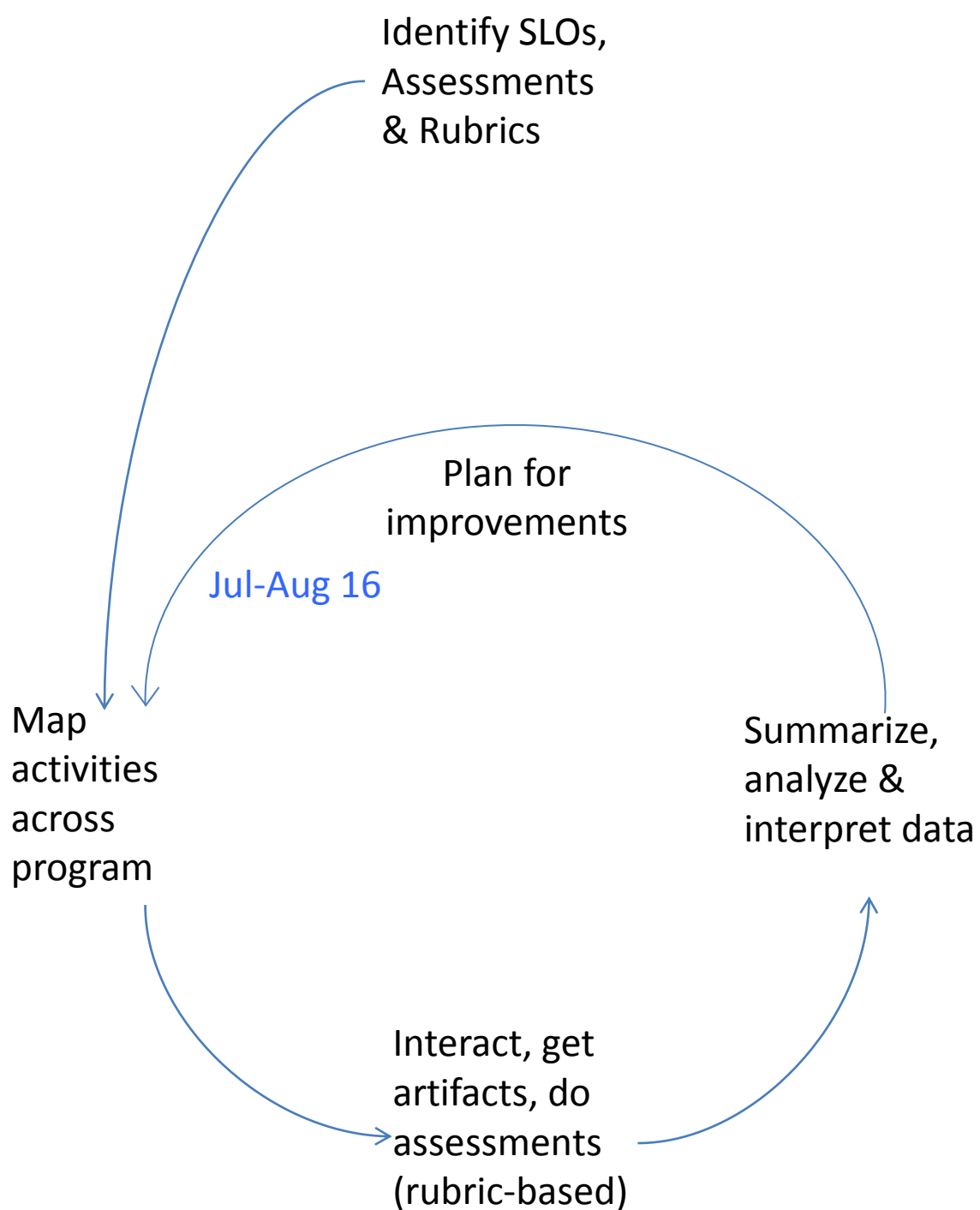
----- ay=1516AY -----

The MEANS Procedure

Variable	N	Mean	Std Dev	Minimum	Maximum
percentage	22	50.7070707	14.2355487	25.5555556	93.3333333
Plan_Instruction	22	58.3003953	17.4253854	17.3913043	95.6521739
Collaboration_Reflection	22	45.7070707	16.4386357	22.2222222	100.0000000
Content_Knowledge	22	42.8571429	18.5085277	21.4285714	96.4285714
Motivation_Communication	22	57.1428571	15.8275994	33.3333333	85.7142857

Appendix 1. Assessment in Curricular Units

Curricular Unit	Student Learning Outcome	What did the assessment show?	What will be done to improve learning?
Health, Physical Education & Recreation	HPER Discipline Specific Knowledge, Skills, and Competencies	Students <u>averaged 47% on the examination.</u> <u>Content Knowledge was the weakest area during both administrations of the exam.</u>	



Appendix 1. Assessment in Curricular Units


Curricular Unit	Student Learning Outcome	What did the assessment show?	What will be done to improve learning?
Health, Physical Education & Recreation	HPER Discipline Specific Knowledge, Skills, and Competencies	Students averaged 47% on the examination. Content Knowledge was the weakest area during both administrations of the exam.	The department administered the exam without providing study materials. <u>Beginning in summer 1 2016, study materials were provided.</u> <u>This exam is part of the RECR 4600 or RECR 4601 course.</u> The study materials are similar questions that are on the exam. The department will examine <u>ways to improve the content knowledge section of the exam.</u>

Identify SLOs,
Assessments
& Rubrics

Map
activities
across
program

Interact, get
artifacts, do
assessments
(rubric-based)

Sep 16 – May 17



Identify SLOs,
Rubrics &
Assessments

Map
activities
across
programs

Interact, get
artifacts, do
assessments
(rubric-based)

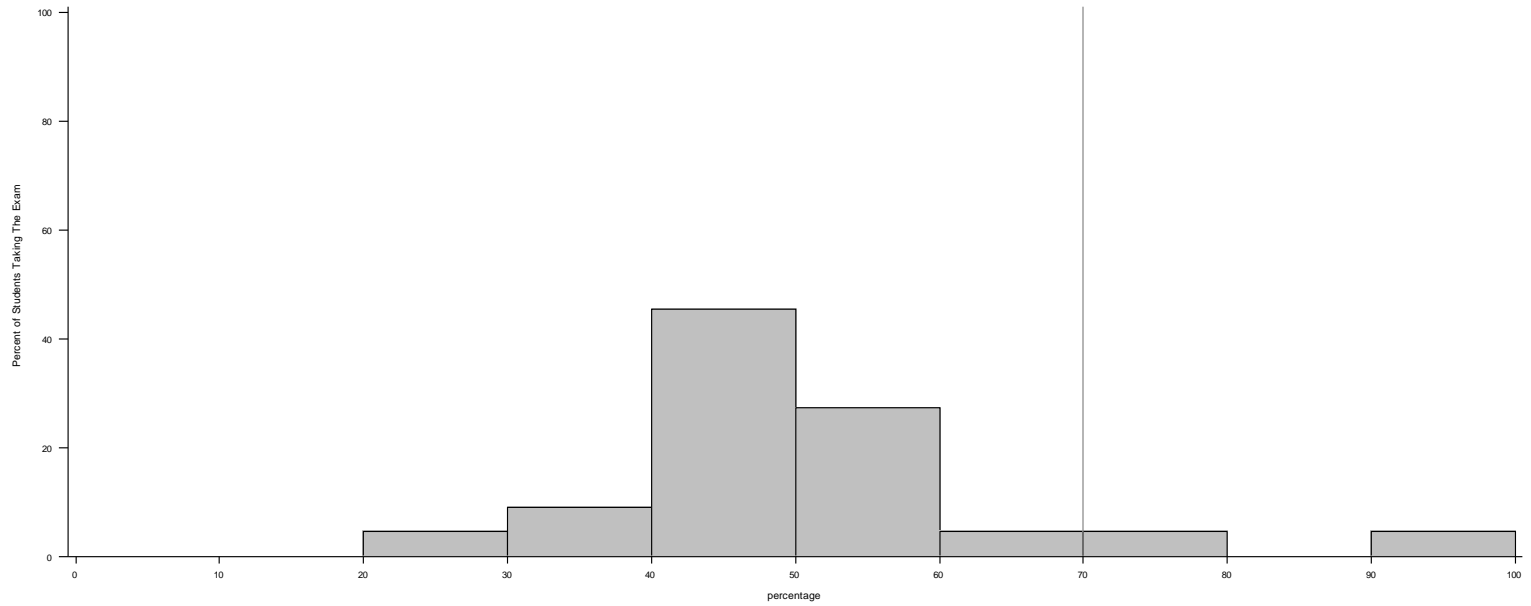
Summarize &
interpret data

Jun – Jul 17



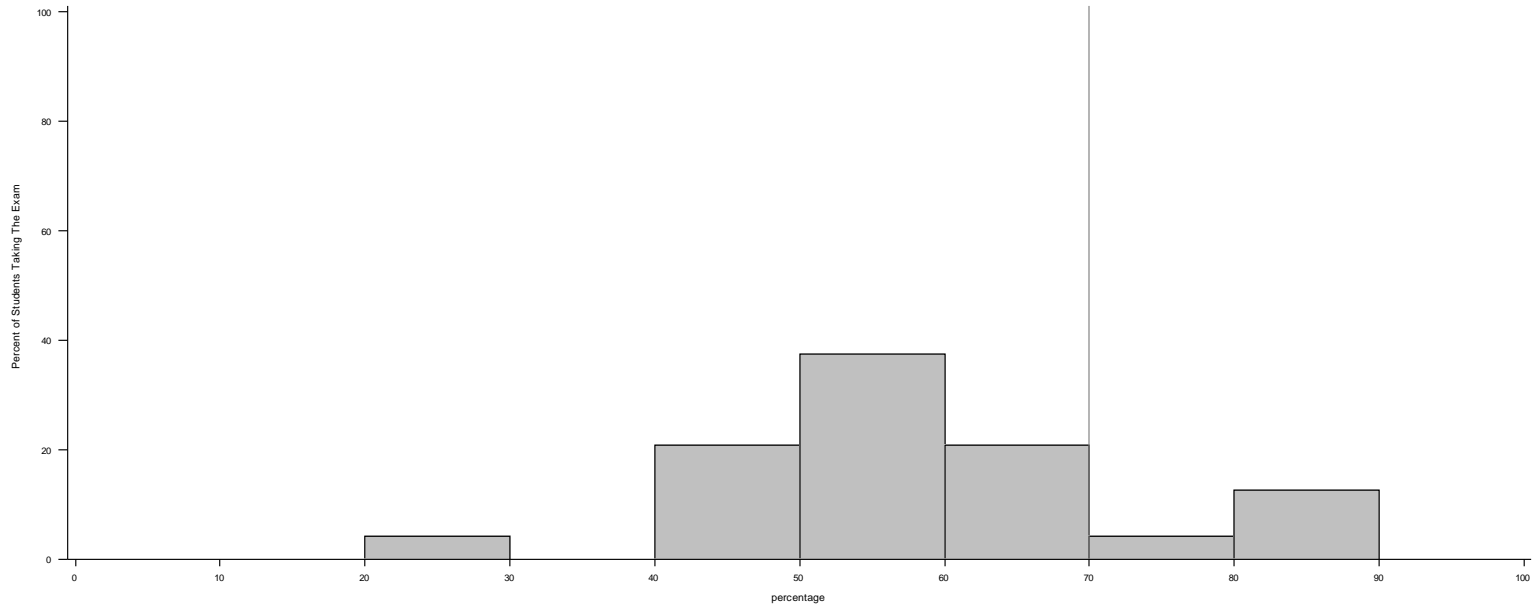
Overall Percentages on Senior Comp Exam

ay=1516AY



Overall Percentages on Senior Comp Exam

ay=1617AY



----- ay=1516AY -----

The MEANS Procedure

Variable	N	Mean	Std Dev	Minimum	Maximum
percentage	22	50.7070707	14.2355487	25.5555556	93.3333333
Plan_Instruction	22	58.3003953	17.4253854	17.3913043	95.6521739
Collaboration_Reflection	22	45.7070707	16.4386357	22.2222222	100.0000000
Content_Knowledge	22	42.8571429	18.5085277	21.4285714	96.4285714
Motivation_Communication	22	57.1428571	15.8275994	33.3333333	85.7142857

ay=1617AY

Variable	N	Mean	Std Dev	Minimum	Maximum
percentage	24	58.0092593	12.4764046	28.8888889	86.6666667
Plan_Instruction	24	63.4057971	15.7504094	26.0869565	95.6521739
Collaboration_Reflection	24	58.9851852	11.4065983	33.3333333	72.2222222
Content_Knowledge	24	51.4880952	16.8148177	21.4285714	92.8571429
Motivation_Communication	24	64.2857143	17.1979790	33.3333333	100.0000000

Identify SLOs,
Assessments
& Rubrics

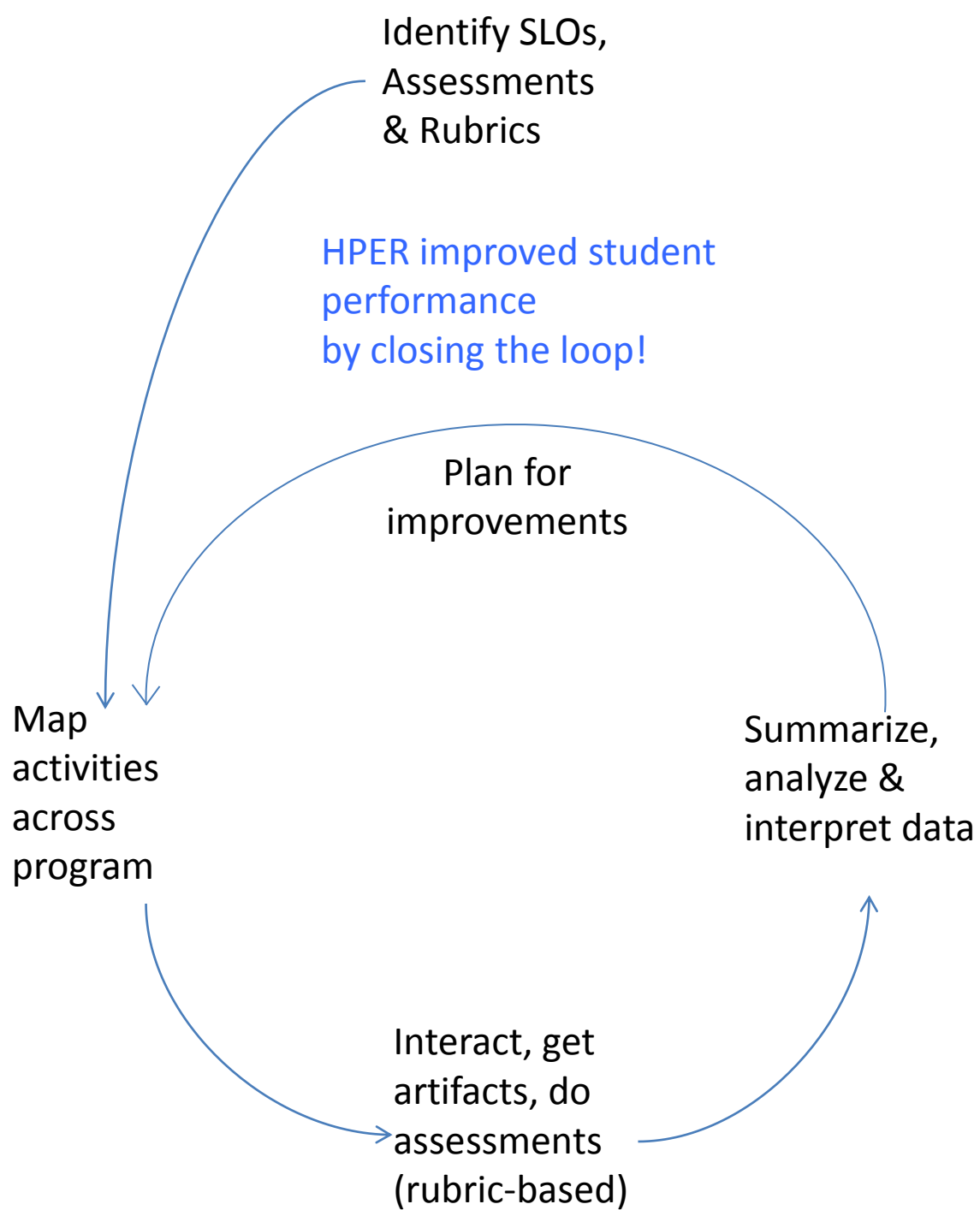
HPER improved student
performance
by closing the loop!

Plan for
improvements

Map
activities
across
program

Summarize,
analyze &
interpret data

Interact, get
artifacts, do
assessments
(rubric-based)



Identify SLOs,
Assessments
& Rubrics

Assessment data aren't
useful unless you...

Map
activities
across
program

Summarize,
analyze &
interpret data

Interact, get
artifacts, do
assessments
(rubric-based)

