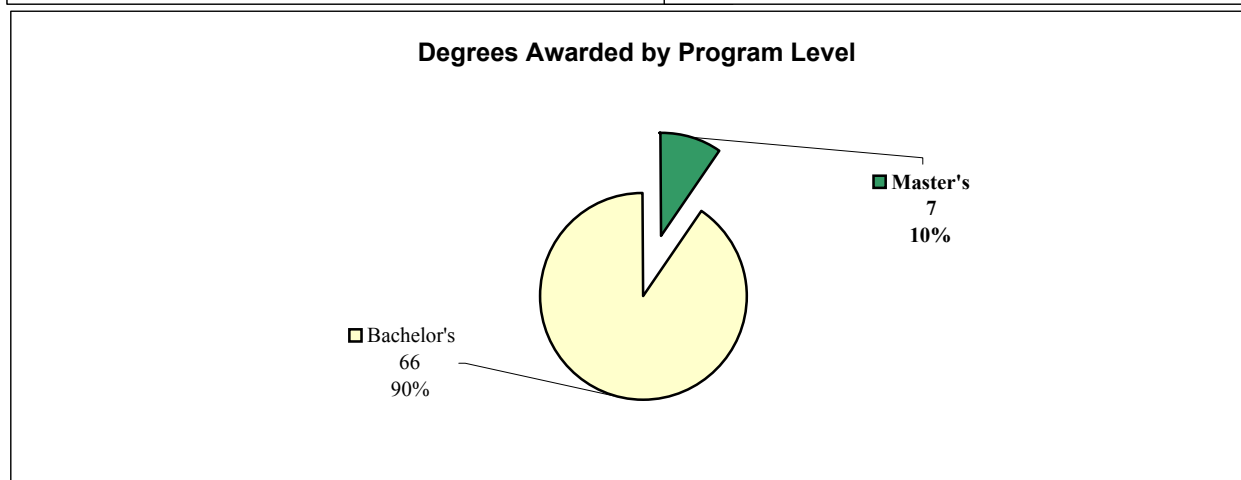
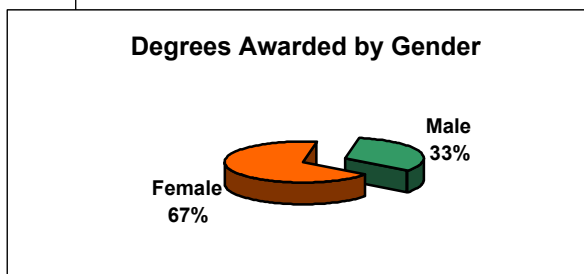
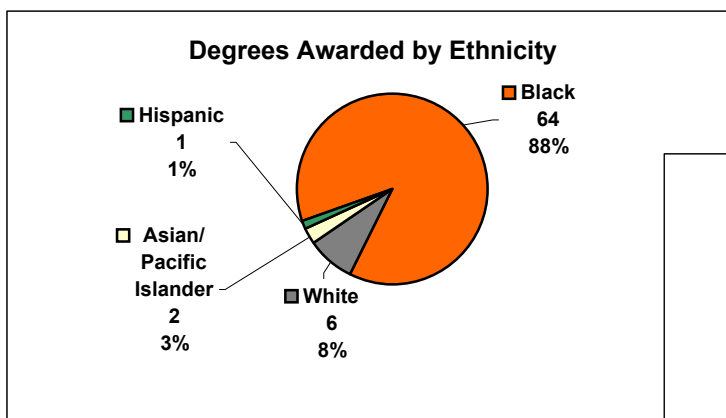


School of Agriculture, Fisheries and Human Sciences
Degrees Awarded by Major/Ethnicity/Gender
Academic Year 2007-08



	Black		White		Asian		Hispanic		Total
	Male	Female	Male	Female	Male	Female	Male	Female	
Department of Agriculture									
Agriculture		9	4	0	0	0	0	0	13
Regulatory Science		2	1	0	0	0	0	0	3
Total - Dept of Agriculture		11	5	0	0	0	0	0	16
Department of Aquaculture									
Fisheries/Biology		2	4	1	0	0	1	0	8
Aquaculture/Fisheries (M.S.)		0	0	4	1	1	0	0	7
Total - Dept of Aquaculture		2	4	5	1	1	1	0	15
Department of Human Sciences									
Human Sciences/Mchd/Tex/Dsgn		0	4	0	0	0	0	0	4
Human Sciences/Food Serv/Rest/Mgmt		2	1	0	0	0	0	0	3
Human Sciences/Hum Dev & Family Studies		2	32	0	0	0	0	0	34
Human Sciences/Nutrition & Diet		0	1	0	0	0	0	0	1
Total - Dept of Human Sciences		4	38	0	0	0	0	0	42
Total - SAFHS		17	47	5	1	1	1	0	73