

1.3.f Data and summaries of results on key assessments of candidates' professional dispositions

The School of Education uses several forms of disposition assessments. The each disposition is listed below with the data.

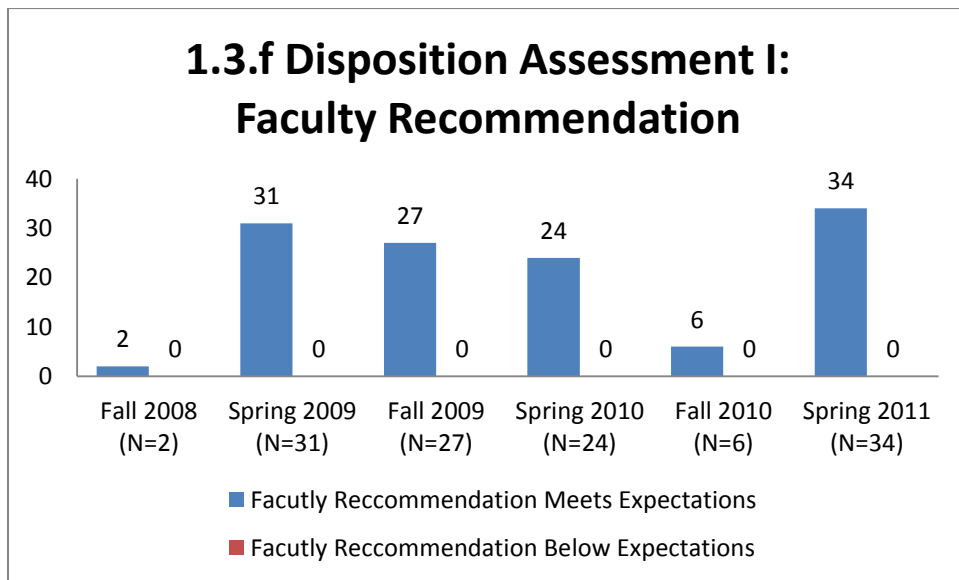
- Faculty Recommendation – Admission to School of Education

1.3.f Data and summaries of results on key assessments of candidates' professional dispositions

Faculty Recommendation to School of Education

	Faculty Recommendation	
Admission to SOE	Meets Expectations	Below Expectations
Fall 2008 (N=2)	2	0
Spring 2009 (N=31)	31	0
Fall 2009 (N=27)	27	0
Spring 2010 (N=24)	24	0
Fall 2010 (N=6)	6	0
Spring 2011 (N=34)	34	0

1.3.f Data and summaries of results on key assessments of candidates' professional dispositions



- Interview – For School of Education

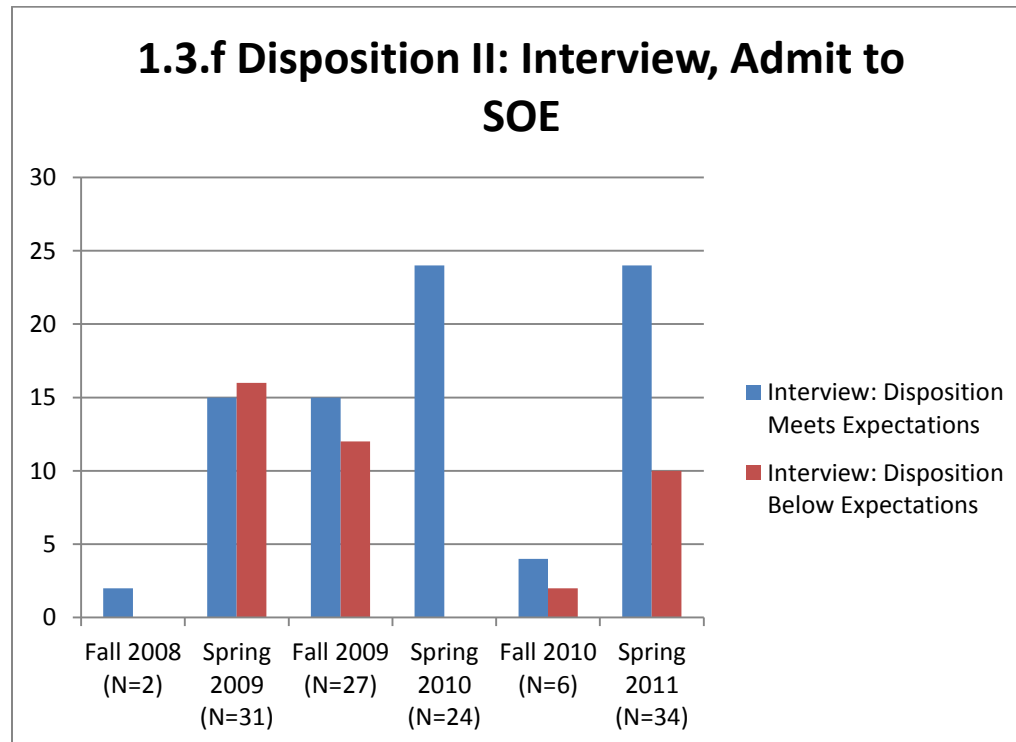
1.3.f Data and summaries of results on key assessments of candidates' professional dispositions

Disposition Interview for School of Education

Semester Admitted	Total Number Admitted	Meets Standards	Below Standards
Spring 2011	34	24	10
Fall 2010	6	4	2
Spring 2010	24	24	0
Fall 2009	27	15	12

Spring 2009	31	15	16
Fall 2008	2	2	0
Spring 2008	14	14	0
Fall 2007	12	12	0
Totals Fall 2007-Spring 2011	150	110	40

1.3.f Data and summaries of results on key assessments of candidates' professional dispositions



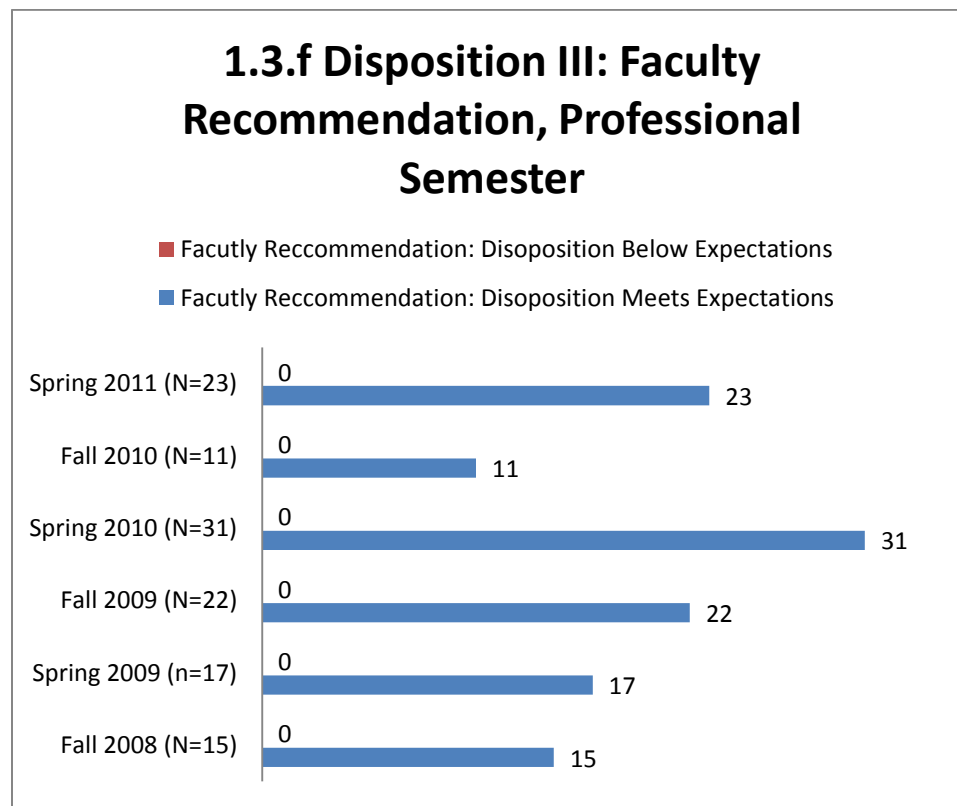
- Faculty Recommendation – Professional Semester

1.3.f Data and summaries of results on key assessments of candidates' professional dispositions

Faculty Recommendation for Professional Semester

	Faculty Recommendation	
	Meets Expectations	Below Expectations
Fall 2008 (N=15)	15	0
Spring 2009 (n=17)	17	0
Fall 2009 (N=22)	22	0
Spring 2010 (N=31)	31	0
Fall 2010 (N=11)	11	0
Spring 2011 (N=23)	23	0

1.3.f Data and summaries of results on key assessments of candidates' professional dispositions



- Interview for Professional Semester
 - 1.3.f Data and summaries of results on key assessments of candidates' professional dispositions
- Interview for Professional Semester

Semester Admitted	Total Number Admitted	Meets Standards	Below Standards
Spring 2011	23	20	3
Fall 2010	11	8	3
Spring 2010	31	17	14
Fall 2009	22	7	15
Spring 2009	17	14	3
Fall 2008	15	15	0
Spring 2008	15	11	4
Fall 2007	9	8	1
Totals Fall 2007-Spring 2011	143	100	43

1.3.f Data and summaries of results on key assessments of candidates' professional dispositions

